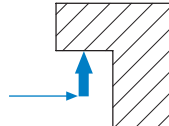
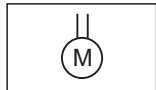


Application area

- For medium and larger presses
- For various die and clamping dimensions
- For clamping upper dies
- For dies with U-recesses
- Also suitable for retrofitting

Mode of operation



- The electric positioning unit moves the electromechanical clamp unit along the T-slot.
- The clamping force is rapidly generated by an electric drive and a pinion gear.



Description

The electric positioning unit moves the electromechanical clamping nut by means of a chain. An electric motor combined with a multistep reduction gear generates the clamping force. First the clamp unit rapidly moves to the die edge until it contacts the die surface. Then the gear changes over and the clamping force is generated. Unclamping is effected by reversing this operation.

This multistep system allows a short clamping and unclamping time even at large clamping dimension tolerances.

All functions are monitored by limit switches. The clamping force is continuously monitored by a measuring system (strain gauges).


The electric positioning units may be switched off individually by the machine control so that these clamp units remain in their park position, where they are clamped.

Advantages

- Clamping of different die sizes
- Short clamping and unclamping time
- Mechanically self-locking
- Displacement path up to 1000 mm available
- All important functions electrically monitored
- Continuous clamping force monitoring by special measuring system (strain gauge)
- High automation level
- Central operation

Accessories

- Limit switches / cable
- Plug connectors

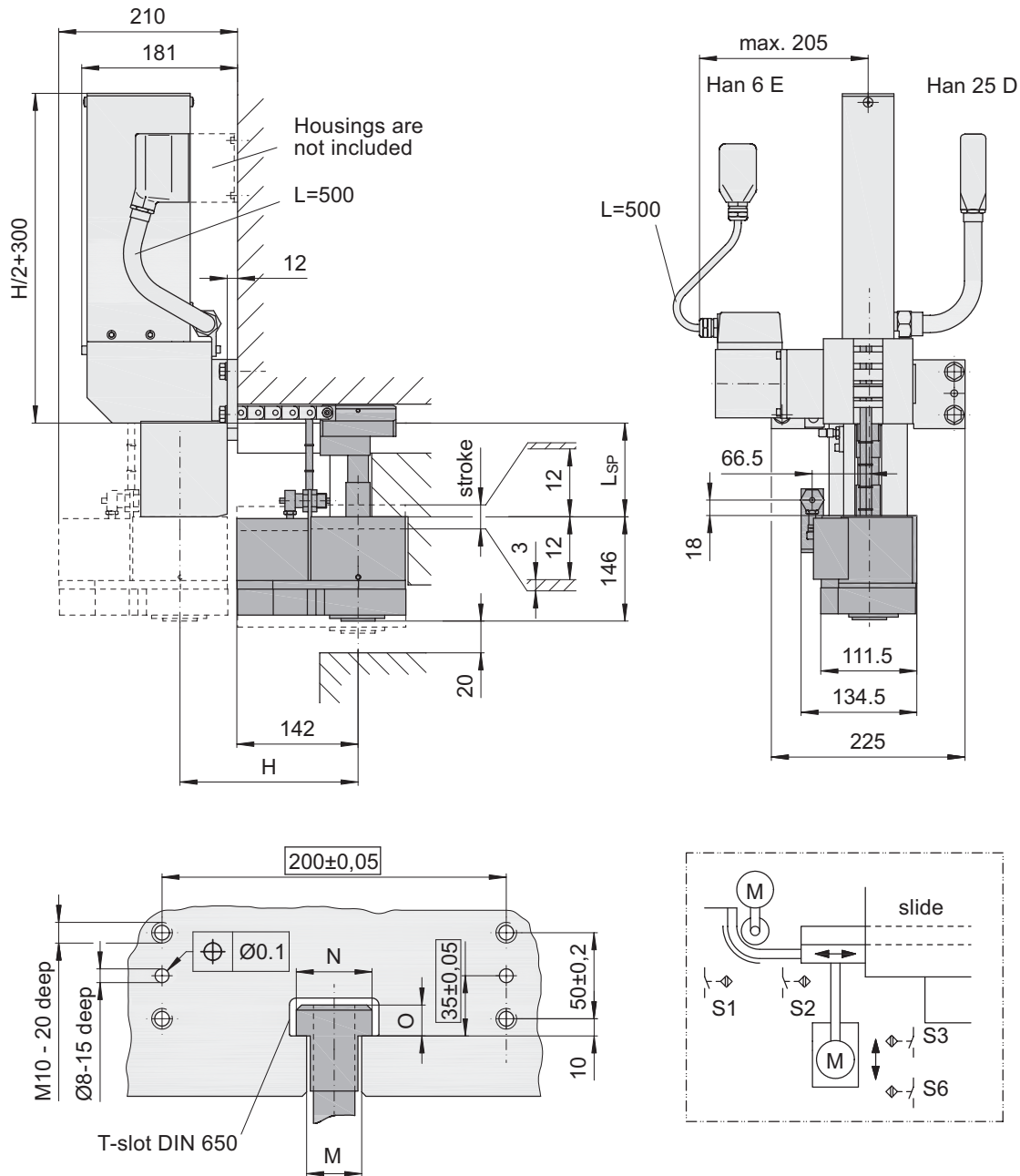


Fixing is achieved with four hexagon head screws with flange (DIN 6921), M10x30, strength class 10.9 and two spring dowel pins Ø8x20 (not included).

Technical Data

Positioning Unit	EVK
Motor: Type	three-phase
Supply voltage	400V 50 Hz
Motor power [W]	25
Positioning speed [mm/s]	150
Limit switches: Type	• Inductive proximity switches
Switch voltage	• PNP normally open ; 10-30 V DC
Designation	• Clamp unit in park position S1
	• Clamp unit at the die S2
	• End of displacement path (optional) S5
Plug connector	Han 25 D Han 6 E
Clamp Unit	ESM 100
Limit switches: Type	• Inductive proximity switches
Switch voltage	• PNP normally open ; 10-30 V DC
Designation	• Clamp unit unclamped S3
	• Clamping force monitoring by strain gauge S6
Motor: Type	three-phase
Supply voltage	400V 50 Hz
Motor power [W]	40
Clamping force [kN]	100
Max. loading force [kN] ¹⁾	160
Clamping dimension tolerance [mm]	+/- 12
Stroke [mm]	30
Max. operating temperature [°C]	70
Weight [kg]	21

¹⁾ Mechanical damage may occur at higher load.



Example order

EVK - 400V 50 Hz - 700 - S5 - ESM100 - 28 - 75

T-slot	M	N	O
28	28	44	18
32	32	50	20
36	36	54	22

(Custom designs available on request)

